
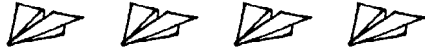
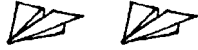





Name \_\_\_\_\_

## Problem-Solving Application Using Pictographs

**R** 9-11

Paper Airplane Contest		 = 3 throws
Sam		
Trisha		
Mali		

Use the graph to answer each question.

1. How many throws did each child make?

Sam 12 throws

Trisha \_\_\_\_\_ throws

Mali \_\_\_\_\_ throws

2. How many more throws did Mali make than Sam?

\_\_\_\_\_ more throws

3. How many more throws did Sam make than Trisha?

\_\_\_\_\_ more throws

4. How many throws did all 3 children make?

\_\_\_\_\_ throws

5. Who made the most throws?

\_\_\_\_\_